









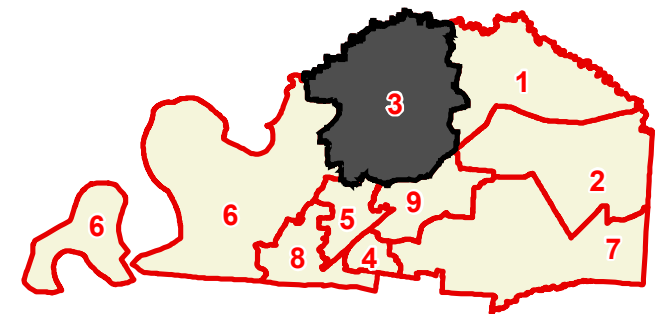
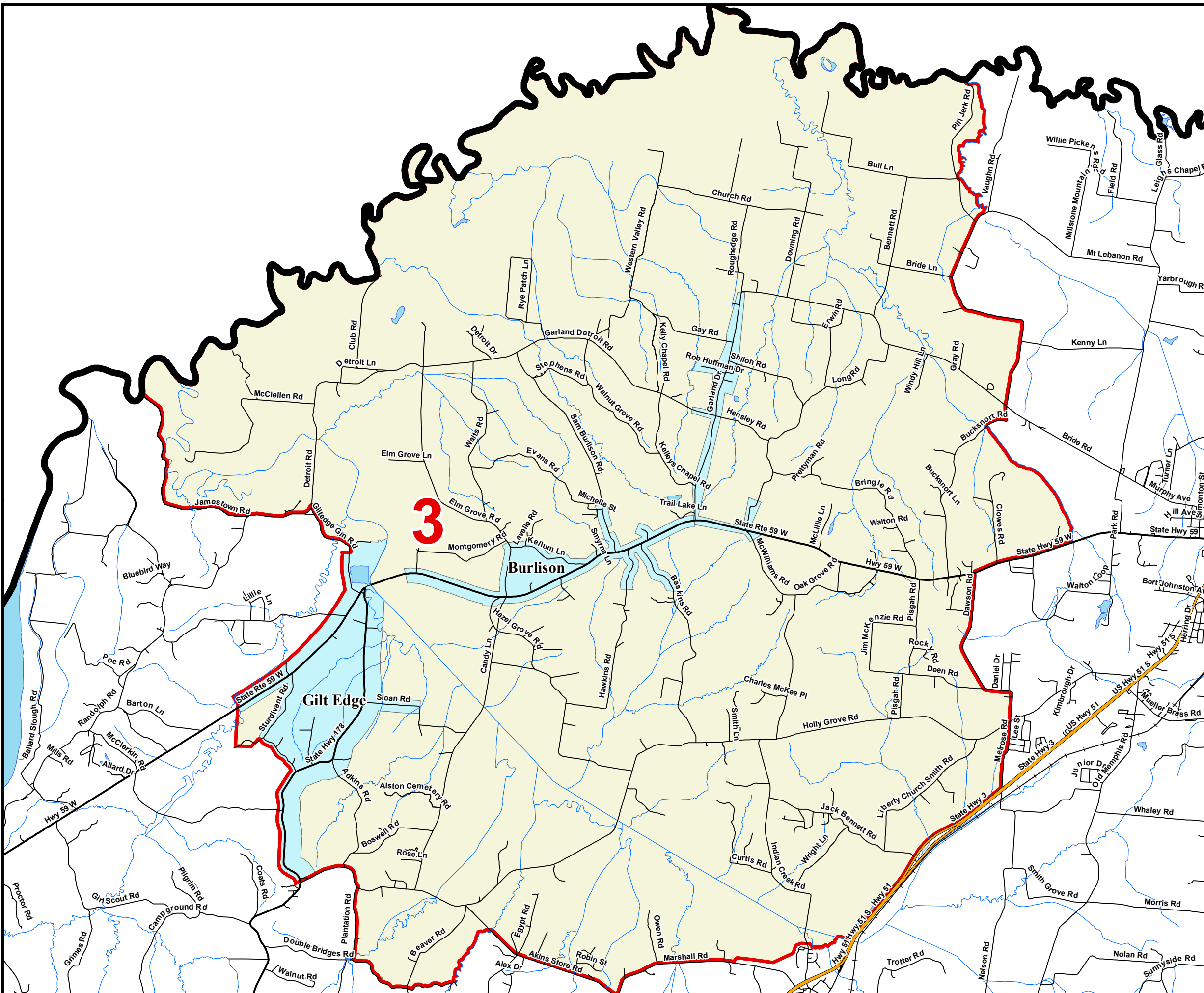


Tipton County

County Commission District 3

# OF COMMISSIONERS	2
TOTAL POPULATION	6,098
DEVIATION	-676
% DEVIATION	-10%
WHITE POPULATION	5,593
% WHITE	91.7%
BLACK POPULATION	132
% BLACK	2.2%
OTHER POPULATION	373
% OTHER	6.1%
HISPANIC POPULATION	121
% HISPANIC	2%

-  County Commission District
-  Interstates
-  U.S. Highway
-  State Highway
-  Local Roads
-  Railroads
-  Powerline (Incomplete)
-  Stream
-  Lakes / Rivers
-  City, Town



This map is provided as a public service and is for informational purposes only. It is not an endorsement or approval by the Comptroller of the Treasury of any proposed district boundaries contained herein.
Created On: 8/29/2022