









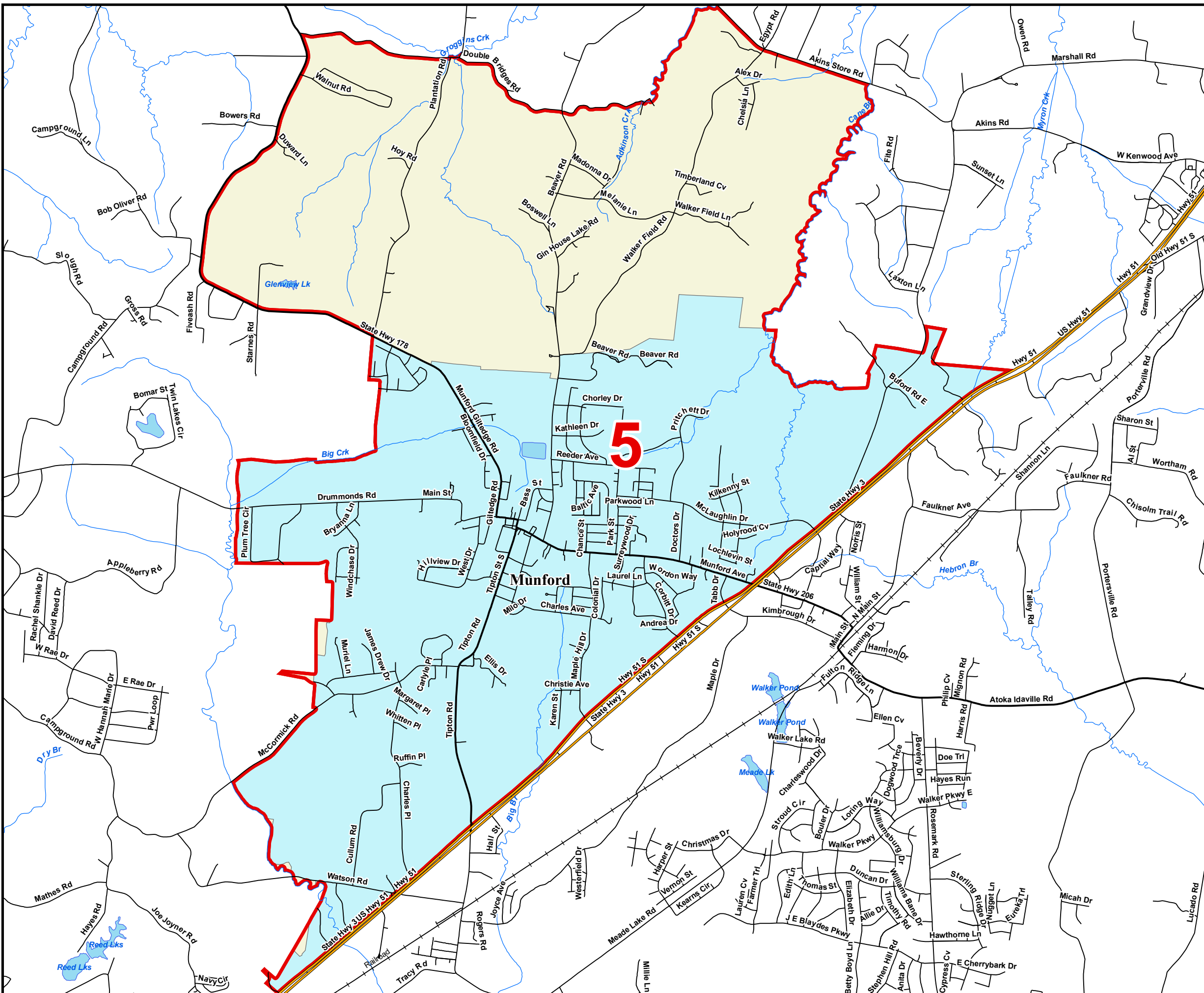
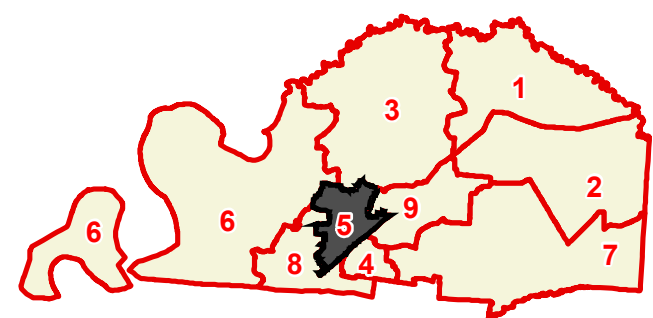


Tipton County

County Commission District 5

# OF COMMISSIONERS	2
TOTAL POPULATION	6,908
DEVIATION	134
% DEVIATION	2%
WHITE POPULATION	5,769
% WHITE	83.5%
BLACK POPULATION	503
% BLACK	7.3%
OTHER POPULATION	636
% OTHER	9.2%
HISPANIC POPULATION	261
% HISPANIC	3.8%

-  County Commission District
-  Interstates
-  U.S. Highway
-  State Highway
-  Local Roads
-  Railroads
-  Powerline (Incomplete)
-  Stream
-  Lakes / Rivers
-  City, Town



This map is provided as a public service and is for informational purposes only. It is not an endorsement or approval by the Comptroller of the Treasury of any proposed district boundaries contained herein.
Created On: 8/29/2022